

TD/PM LIGHTS | **HELY - Circle and H - TD/PM lights**



COMPLIANCE:

- ICAO Doc 9261 - Heliport Manual

BOARDING PASS

NAME OF PASSANGER

FROM:

TO:

DATE

FLIGHT
GAES2020

GATE

SEAT

23 **21B**

GATE CLOSSES 30 MINUTES BEFORE DEPARTURE

GAES 454843121451100

GOMINTEC
BOARDING PASS
GOMINTEC

Uses

Touchdown / Positioning markings for offshore heliports.

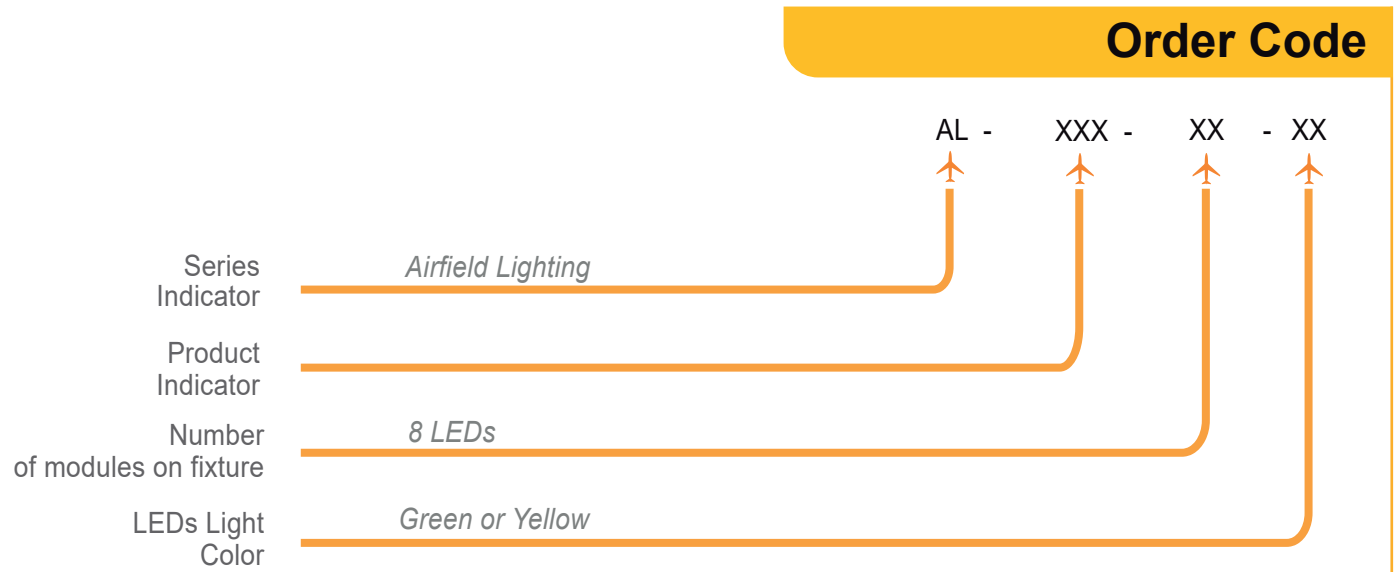
Features

- Designed and built with simplicity and ease of maintenance in mind.
- High power LED technology.
- Lightweight, low-energy and environment friendly lighting fitting.
- Extensive use of aluminium alloys reduces fittings weight and eases handling in the field.
- Stainless steel fasteners.
- Light fixtures are UV protected.

Technical Specifications

HOUSING MATERIAL	Powder-coated aluminium, aviation yellow or white
DISPERSER	Hardened glass
DISPERSER FLANGE	Nickel-plated ring
FASTENERS	Stainless steel
POWER SUPPLY	48V DC from controller - dimmable: 100%, 30%, 10%
POWER CONSUMPTION	AL-120-05-GR - 10W AL-121-04-GR - 8W AL-122-03-GR - 6W AL-123-06-GR - 12W AL-124-03-YE - 6W

TD/PM LIGHTS | HELY - Circle and H - TD/PM lights




AL-120-05-GR




AL-121-04-GR



AL-122-03-GR



AL-123-06-GR



H TD/PM lights it's made of: 4 pcs. AL-122-03-GR
4 pcs. AL-123-06-GR
8 pcs. AL-121-04-GR
6 pcs. AL-120-05-GR

AL-124-03-YE



Circle TD/PM lights it's made of: 32 pcs. AL-124-03-YE



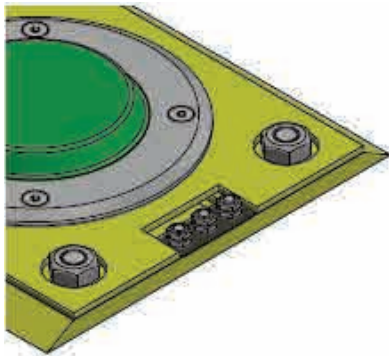
Environment

- Temperature range: -55°C to +55°C
- IP X8
- Ka tested: Salt mist in accordance with IEC 60068-2-11 and IEC 60068-2-25

The TD/PM circle and H lighting components, fitments and cabling are able to withstand a pressure of 1.655kPa (240 lbs/in2) and ideally 3250kPa (471 lbs/in2) without damage.

TD/PM LIGHTS | HELY - Circle and H - TD/PM lights

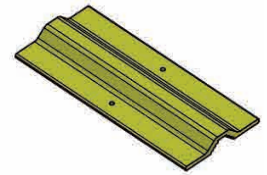
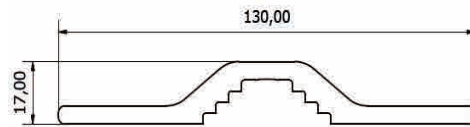
Electrical Connections



48V DC power supply from controller with 3 core cable

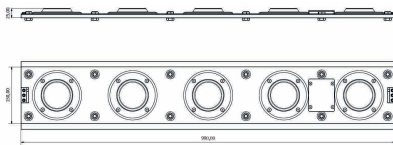
- **V+** (brown)
- **V-** (blue)
- **Dimming** (green/yellow)

Cable protection - aluminium



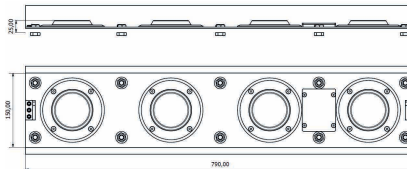
Mechanical Charactersitics

AL-120-05-GR



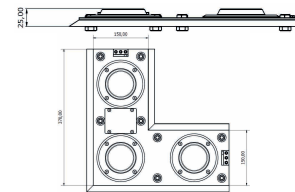
990 x 150 x 25

AL-121-04-GR



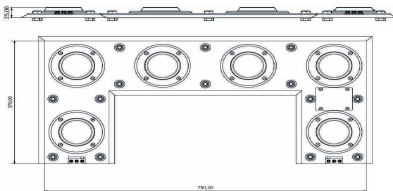
790 x 150 x 25

AL-122-03-GR



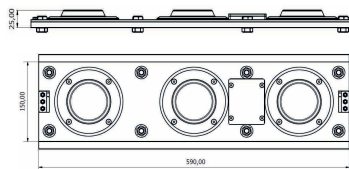
370 x 370 x 25

AL-123-06-GR



250 x 370 x 25

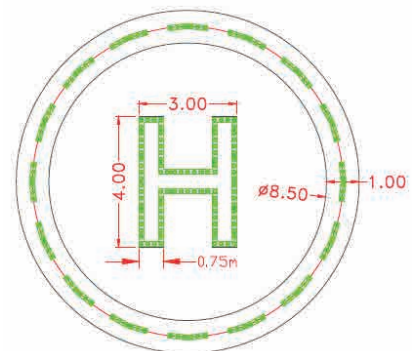
AL-124-03-YE



590 x 150 x 25

IMPORTANT: The total height of the light fixtures does not exceed 25 mm

The TD/PM circle and H overall dimensions



Photometric Characteristics

Light intensity and colour for lighting segments on the TD/PM circle

Horizontal output: 3600

Light Intensity: according to Doc 9261 Heliport Manual, Appendix I-B, par. 4.3

Light colour: Yellow light according to Doc 9261 Heliport Manual, Appendix I-B. par. 4.4.1

Light intensity and colour for heliport identification marking ('H')

Horizontal output: 3600

Light Intensity: according to Doc 9261 Heliport Manual, Appendix I-B, par. 5.3

Light color: Green light according to Doc 9261 Heliport Manual, Appendix I-B. par. 5.4.1